



**Motor Vehicles Department,
Maharashtra**



Faceless Duplicate Registration Certificate Service Process Flow



Important Points to note for availing Faceless Duplicate Registration Service

Who can apply: Only for Maharashtra registered vehicles, complying all conditions mentioned below:

1. Individual Ownership
2. Non-Transport Vehicle
3. Non-Hypothecated Vehicle
4. Vehicle owner full name in Vahan records matches exactly with full name mentioned in Aadhaar records
5. Vehicle owner's mobile number in Vahan records matches exactly with mobile number linked to Aadhaar
6. Vehicle owner's current address pin code in Vahan records matches exactly with pin code of address linked to Aadhaar

Documents Required:


1. Self attested ID proof of the Applicant
2. Photograph of the Vehicle from front
3. Photograph of the Vehicle Chassis No.
4. Copy of Police Complaint in case of Vehicle RC Lost/ Theft **OR**
Photograph of the Vehicle Registration Certificate in case of Vehicle RC Torn/ Other

Process flow:



- Service Selection on Vahan citizen interface
- Aadhaar Authentication
- Online Form Filling
- Fees Payment
- Document upload – All documents to be mandatorily uploaded
- Application Submission
- RTO Verification and Approval
- Auto initiation of RC printing



Service Selection

**VAHAN CITIZEN SERVICES**
सत्यमेव जयते

TRANSPORT DEPARTMENT, GOVERNMENT OF MAHARASHTRA, PUNE



[Home](#) [Services ▾](#) [Appointment ▾](#) [Other Services ▾](#) [Download Document ▾](#) [Status ▾](#)

[User Login](#)
(For bulk tax payment only)

Tax/Fee Services ▾

RC Related Services ▾

Vehicle Related Services ▾

Apply for Certificates ▾

Additional Services ▾

Pay Your Tax

Apply for Ownership

Apply for Change of Address

Apply for Duplicate RC

Apply for Transfer of Ownership, Change of Address, Hypothecation [Addition/Continuation/Termination], Duplicate RC)

Application for No Objection Certificate

Cancellation of NOC

Re-Assignment Of Vehicle





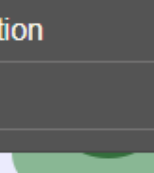
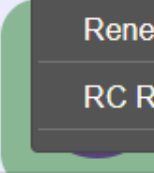

RC Cancellation


RC Surrender

RC Release


Renewal of Registration

RC Redispatch







Insert last 5 digits of Chassis No. and Click on 'Verify Details'

**VAHAN CITIZEN SERVICES**
सत्यमेव जयते

TRANSPORT DEPARTMENT, GOVERNMENT OF MAHARASHTRA, PUNE



[Home](#) [Services ▾](#) [Appointment ▾](#) [Other Services ▾](#) [Download Document ▾](#) [Status ▾](#)

[User Login](#)
(For bulk tax payment only)

Vehicle Registration No.:

Apply for - Transfer of Ownership, Change of Address, Hypothecation
[Addition/Continuation/Termination], Duplicate RC

Vehicle Registration No. *

Chassis Number(Last 5 characters) *

[VERIFY DETAILS](#)

For Faceless Service, select 'Using Aadhaar' option

Vehicle Registration No.: 

Apply for - Transfer of Ownership, Change of Address, Hypothecation [Addition/Continuation/Termination], Duplicate RC

Information !!! in case you want to update your mobile number please visit (Online Services -> mobile number update)



AUTHENTICATE YOURSELF


USING MOBILE OTP >>

USING AADHAAR >>

- 1.If you do Adhaar Authentication with Adhaar number of other than registered owner then your application will be rejected and fees shall not be refundable.
- 2.If you submit application with Mobile OTP then you have to take appointment(If applicable) and visit RTO with All Valid Documents.

Insert Aadhaar Number in highlighted section

[Home](#) [Services ▾](#) [Appointment ▾](#) [Other Services ▾](#) [Download Document ▾](#) [Status ▾](#) [User Login](#)
(For bulk tax payment only)

Vehicle Registration No.: 

☒ Aadhaar OTP ☐ Aadhaar Biometric

☒ Aadhaar Number ☐ Virtual Aadhaar ID

Select Device:

Select Device ▾

Aadhaar Number

.....

☒ 1. I hereby state that I have no objection in authenticating myself with Aadhaar based authentication system and consent to providing my Aadhaar number and One Time Pin (OTP) data for Aadhaar based authentication for the purposes of availing of the RC related Services.

2. I understand that the OTP I provide for authentication and eKYC shall be used only for authenticating my identity through the Aadhaar Authentication system for that specific transaction and for no other purposes.

3. I understand that the Transport Department shall ensure security and confidentiality of my personal identity data provided for the purpose of Aadhaar based authentication.

Go through all the declaration points. Post confirmation, click on 'Get OTP'

Select Device

Aadhaar Number



1. I hereby state that I have no objection in authenticating myself with Aadhaar based authentication system and consent to providing my Aadhaar number and One Time Pin (OTP) data for Aadhaar based authentication for the purposes of availing of the RC related Services.
2. I understand that the OTP I provide for authentication and eKYC shall be used only for authenticating my identity through the Aadhaar Authentication system for that specific transaction and for no other purposes.
3. I understand that the Transport Department shall ensure security and confidentiality of my personal identity data provided for the purpose of Aadhaar based authentication.

Get OTP

Please note that OTP for entered Aadhaar will be valid for 10 mins. Generate/Retrieve your VID by sending SMS to 1947. For more info visit uidai.gov.in.

Back

Insert OTP sent on Aadhaar registered mobile number and click on 'Validate OTP' to proceed

Aadhaar Number

.....



1. I hereby state that I have no objection in authenticating myself with Aadhaar based authentication and One Time Pin (OTP) for the purpose of the Aadhaar Card and the Aadhaar Card related services.
2. I understand that the Aadhaar Card is used only for authentication and not for any other purpose.
3. I understand that the Aadhaar Card is confidential and I will not share it with anyone.

Aadhaar OTP

Please enter Mobile OTP.

623822

Please enter OTP sent on your Aadhar registered Mobile Number

Resend mobile otp

Validate OTP

Get OTP

Please note that OTP for entered Aadhaar will be valid for 10 mins. Generate/Retrieve your VID by sending SMS to 1947. For more info visit uidai.gov.in.

Back

Select 'Duplicate RC'

APPLICATION ENTRY FORM

☐ Transfer of Ownership ☐ Termination of Hypothecation ☒ Duplicate RC ☐ Change of Address ☐ Addition of Hypothecation ☐ Continuation of Hypothecation

DUPLICATE RC DETAILS

Duplicate Certificate

Reason

-- Select --

Reason:

***Note : Transfer of ownership (TO) is used in case of SALE, AUCTION, SUCCESSION

Insurance Details

Select reason for duplicate RC. If the reason is 'Other', please mention the details.

☐ Transfer of Ownership ☐ Termination of Hypothecation ☒ Duplicate RC ☐ Change of Address ☐ Addition of Hypothecation ☐ Continuation of Hypothecation

DUPLICATE RC DETAILS

Duplicate Certificate

Reason

-- Select --



-- Select --

LOST

THEFT

TORN

OTHER

Reason:

***Note : Transfer of ownership (TO) is used in case of

Insurance Details

Insurance Type

THIRD PARTY

Insurance from (DD-MMM-YYYY) *

16-Mar-2018

ABCDEF

Insurance upto (DD-MMM-YYYY) *

15-Mar-2023

Policy Number *

83FF32F238CQD

Insurance Declared Value *

51473

If the reason is Lost/ Theft, please mention the police complaint details.

Duplicate Certificate

Reason

LOST

Reason:

LOST

FIR No/POLICE REPORT No:

FIR Date:

Police Station:

[Redacted text]

***Note : Transfer of ownership (TO) is used in case of SALE, AUCTION, SUCCESSION

Insurance Details

Insurance Type

Insurance Company *

Policy Number *

[Redacted text]

Insurance from (DD-MMM-YYYY) *

Insurance upto (DD-MMM-YYYY) *

Insurance Declared Value *

23-Mar-2018


22-Mar-2023

54461

Insurance and fees details appear here. Please click on 'Save As Draft' to proceed

Insurance Type	Insurance Company *	Policy Number *
<div></div>		
Insurance from (DD-MMM-YYYY) *	Insurance upto (DD-MMM-YYYY) *	Insurance Declared Value *
<div>23-Mar-2018</div>	<div>22-Mar-2023</div>	<div>54461</div>

Fee Panel

S.No.	Description	Due Date	Fee Amount(In Rs)	Fine Amount(In Rs)	Total Amount In Rupee
1.	Issue of Duplicate RC				
2.	Postal Fee				
GRAND TOTAL (in Rs):					

User/Service Charges: 0

Total Payable Amount (In Rs)

Application saved in draft. Click on 'OK' to proceed

Fee Panel

S.No.	Description		Total Amount In Rupee
1.	Issue of Duplicate RC		
2.	Postal Fee		
			0.0

Info.!!

Application for Issue of Duplicate RC saved successfully in Draft with application number MH84

OK

User/Service Charges: 0

Total Payable Amount (In Rs)

Save As Draft

Reset

+Owner Vehicle/Tax Details

Click on 'Pay Now' to proceed

Insurance from (DD-MMM-YYYY) *

23-Mar-2018


Insurance upto (DD-MMM-YYYY) *

22-Mar-2023


Insurance Declared Value *

54461

Fee Panel

S.No.	Description	Due Date	Fee Amount(In Rs)	Fine Amount(In Rs)	Total Amount In Rupee
1.	Issue of Duplicate RC				
2.	Postal Fee				
GRAND TOTAL (in Rs):					

User/Service Charges: 0

Total Payable Amount (In Rs) 

Save As Draft

Pay Now

Reset

+Owner Vehicle/Tax Details

Please confirm the information filled. You can edit the same using 'Edit Details' tab.
You will be directed to payment gateway from this stage.

Insurance from (DD-MMM-YYYY) *

23-Mar-2018

Insurance upto (DD-MMM-YYYY) *

22-Mar-2023

Insurance Declared Value *

54461

Fees Collection Details

Total Fees in Rupee

Kindly ensure that the information entered here is correct. once moved forward, you won't be able to correct it. In case incorrect application is submitted then only provision is there to withdraw the application and submit new application. In this case all the fee submitted for same will be forfeited.

Duplicate Certificate Details

Reason:

FIR No/POLICE REPORT No:

FIR Date:

Police Station:

☒ I have read the instructions and checked the information carefully.

Confirm Details

Edit Details

+Owner Vehicle/Tax Details

Post successful payment, you'll be redirected to this page. You can print the application form and e-Fee receipt using the highlighted tabs.

Home

1. Kindly upload all the mandatory documents via >> **UPLOAD DOCUMENT** button which is given below.
Kindly ensure that all the documents you uploaded here are correct.
2. Click Final Submit after uploading documents. Application will be processed only after this.

Step-1

Print CMV form_26

Print Receipt

Step-2

Upload Document

Step-3

Final Submit

Please click on 'Upload Document' to proceed ahead

[Home](#)

1. Kindly upload all the mandatory documents via >> **UPLOAD DOCUMENT** button which is given below.
Kindly ensure that all the documents you uploaded here are correct.
2. Click Final Submit after uploading documents. Application will be processed only after this.

Step-1

[Print CMV form_26](#)

[Print Receipt](#)

Step-2

[Upload Document](#)

Step-3

[Final Submit](#)

Please go through the declaration points and click on the check box accordingly.

Home

1. Kindly upload documents
Kindly ensure documents are clear and legible.

2. Click Final Submit

Step-1

Prior to upload documents

Step-2

Upload documents

Step-3

Final Submit

Disclaimer

I declare that I am registered owner/ license owner and details provided is best of my knowledge. I am aware that providing false information or uploading forged document is an offence under respective legal provision.

I hereby state that I have no objection and providing consent in uploading aadhaar card (hide the aadhaar number before uploading).

I understand that the Transport Department shall ensure security and confidentiality of my personal identity data provided for the purpose of Aadhaar card as one of document.

I agree that, if at any point, I am found with 2 registration certificates for this vehicle in my possession then I shall be liable for punishment as per the provisions of Motor vehicle Acts/Rules.

☐ I agree to terms and conditions

Cancel

which is given below.

After this.

Please upload all the required documents.

(Vehicle No: [REDACTED], Application Number: [REDACTED], Purpose Description: [Issue of Duplicate RC])

Upload Pending Documents

****Size of single file should be upto 200KB.

Sr.No.	Document Type	Document Name	Select File	Upload Document	View Document
1	Vehicle Photograph from Front *	Vehicle Photograph from Front ▾	<div>+ Choose</div>		
2	Vehicle Chassis No Photo *	Vehicle Chassis No Photo ▾	<div>+ Choose</div>		
3	Self Attested ID cum Address Proof *	Voter ID/ Passport/ Aadhaar/ etc ▾	<div>+ Choose</div>		
4	Police Complaint Copy for Lost and Theft or Vehicle RC Photo for Torn and Other *	Police Complaint Copy or Vehicle RC ▾	<div>+ Choose</div>		

Proceed Further

This message appears while uploading documents.
Please confirm and click on 'OK' to proceed.

(Vehicle No: MH- Application Number: Purpose Description: [Issue of Duplicate RC])

Upload Pending Documents

****Size of single file should be upto 200KB.

Sr.No.	Document Type	Document	View Document
1	Vehicle Photograph from Front *	<input type="button" value="Choose"/> <input type="button" value="Upload"/>	
2	Vehicle Chassis No Photo *	<input type="button" value="Choose"/> <input type="button" value="Upload"/>	
3	Self Attested ID cum Address Proof *	<div><div>Voter ID/ Passport/ Aadhaar/ etc ▾</div><div><input type="button" value="+ Choose"/></div><div>AddressProof.png</div></div> <div><input type="button" value="Upload"/></div>	
4	Police Complaint Copy for Lost and Theft or Vehicle RC Photo for Torn and Other *	<div><div>Police Complaint Copy or Vehicle RC ▾</div><div><input type="button" value="+ Choose"/></div><div>PoliceComplaintCopy.jpg</div></div> <div><input type="button" value="Upload"/></div>	

Confirmation!!!

☒ I agree to upload this document in the system. Once uploaded, if any modification then it will be done using Status>>Add Pending/Modify Uploaded documents.





OK

Cancel

This message appears post uploading documents

Upload Pending Documents

****Size of single file should be upto 200KB.

Sr.No.	Document Type	Document Name	Select File	Upload Document	View Document
1	Vehicle Photograph from Front *	Vehicle Photograph from Front ▾	<div>+ Choose</div> <div>VehPhoto.JPG</div>	<div>+ Upload</div>	
2	Vehicle Chassis No Photo *	Vehicle Chassis No Photo ▾	<div>+ Choose</div> <div>g</div>	<div>+ Upload</div>	
3	Self Attested ID cum Address Proof *	Voter ID/ Passport/ Aadhaar/ etc ▾	<div>+ Choose</div> <div>AddressProof.png</div>	<div>+ Upload</div>	
4	Police Complaint Copy for Lost and Theft or Vehicle RC Photo for Torn and Other *	Police Complaint Copy or Vehicle RC ▾	<div>+ Choose</div> <div>PoliceComplaintCopy.jpg</div>	<div>+ Upload</div>	





File is uploaded successfully

Proceed Further

Click on 'Proceed Further' post uploading the documents

Upload Pending Documents

****Size of single file should be upto 200KB.

Sr.No.	Document Type	Document Name	Select File	Upload Document	View Document
1	Vehicle Photograph from Front *	Vehicle Photograph from Front ▾	<div>+ Choose</div> <div>VehPhoto.JPG</div>	<div>+ Upload</div>	
2	Vehicle Chassis No Photo *	Vehicle Chassis No Photo ▾	<div>+ Choose</div> <div>ChassisNo.jpg</div>	<div>+ Upload</div>	
3	Self Attested ID cum Address Proof *	Voter ID/ Passport/ Aadhaar/ etc ▾	<div>+ Choose</div> <div>AddressProof.png</div>	<div>+ Upload</div>	
4	Police Complaint Copy for Lost and Theft or Vehicle RC Photo for Torn and Other *	Police Complaint Copy or Vehicle RC ▾	<div>+ Choose</div> <div>PoliceComplaintCopy.jpg</div>	<div>+ Upload</div>	

Proceed Further

Click on 'Final Submit' for completing the application process

Home

1. Kindly upload all the mandatory documents via >> **UPLOAD DOCUMENT** button which is given below.
Kindly ensure that all the documents you uploaded here are correct.
2. Click **Final Submit** after uploading documents. Application will be processed only after this.

Step-1

Print CMV form_26

Print Receipt

Step-2

Upload Document

Step-3

Final Submit

This message will appear. Application process is completed now.
No need to visit RTO.

Home

1. Kindly upload all the mandatory documents via >> **UPLOAD DOCUMENT** button which is given below.
Kindly ensure that all the documents you uploaded here are correct.
2. Click Final Submit after uploading documents. Application will be processed only after this.

Uploaded Documents Confirm Message

☐ Application is submitted successfully. No need to visit RTO. Application is under process at RTO where you have applied.

Home

Step-1 Pri

Step-2 Up

Step-3 Final Submit



Motor Vehicles Department,
Maharashtra



Thank You

