



Motor Vehicles Department,
Maharashtra



Faceless No Objection Certificate Service Process Flow



Important Points to note for availing Faceless Change of Address Service

Who can apply: Only for Maharashtra registered vehicles, complying all conditions mentioned below:

1. Individual Ownership
2. Non-Transport Vehicle
3. Non-Hypothecated Vehicle
4. Vehicle owner full name in Vahan records matches exactly with full name mentioned in Aadhaar records
5. Vehicle owner's mobile number in Vahan records matches exactly with mobile number linked to Aadhaar
6. Vehicle owner's current address pin code in Vahan records matches exactly with pin code of address linked to Aadhaar

Documents Required:


1. Self attested ID proof of the Applicant
2. Photograph of the Vehicle from front
3. Photograph of the Vehicle Chassis No.
4. Self Attested Permanent Address Proof
5. Vehicle Registration Certificate Copy

Process flow:



- Service Selection on Vahan citizen interface
- Aadhaar Authentication
- Online Form Filling
- Document upload – All documents to be mandatorily uploaded
- Fees Payment
- Application Submission
- RTO Verification and Approval
- Auto initiation of RC printing



Service Selection

**VAHAN CITIZEN SERVICES**
सत्यमेव जयते

TRANSPORT DEPARTMENT, GOVERNMENT OF MAHARASHTRA, PUNE



[Home](#) [Services](#) [Appointment](#) [Other Services](#) [Download Document](#) [Status](#)

[User Login](#)
(For bulk tax payment only)

Tax/Fee Services

RC Related Services

Vehicle Related Services

Apply for Certificates

Additional Services

Apply for Transfer of Ownership, Change of Address, Hypothecation [Addition/Continuation/Termination], Duplicate RC)

Application for No Objection Certificate

Cancellation of NOC

Re-Assignment Of Vehicle

RC Cancellation

RC Surrender

RC Release

Renewal of Registration





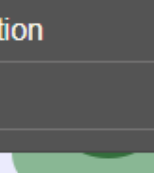
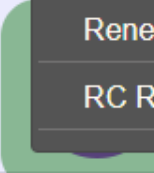

RC Redispatch


Pay Your Tax

Apply for Ownership


Apply for Change of Address

Apply for Duplicate RC







Insert last 5 digits of Chassis No. and Click on 'Verify Details'


**VAHAN CITIZEN SERVICES**
सत्यमेव जयते

TRANSPORT DEPARTMENT, GOVERNMENT OF MAHARASHTRA, PUNE





HomeServices ▾Appointment ▾Other Services ▾Download Document ▾Status ▾

User Login
(For bulk tax payment only)

Vehicle Registration No.: 

Apply for - Transfer of Ownership, Change of Address, Hypothecation
[Addition/Continuation/Termination], Duplicate RC

Vehicle Registration No. *


Chassis Number(Last 5 characters) *


VERIFY DETAILS

For Faceless Service, select 'Using Aadhaar' option

Vehicle Registration No.: 

Apply for - Transfer of Ownership, Change of Address, Hypothecation [Addition/Continuation/Termination], Duplicate RC

Information !!! in case you want to update your mobile number please visit (Online Services -> mobile number update)



AUTHENTICATE YOURSELF


USING MOBILE OTP >>

USING AADHAAR >>

- 1.If you do Adhaar Authentication with Adhaar number of other than registered owner then your application will be rejected and fees shall not be refundable.
- 2.If you submit application with Mobile OTP then you have to take appointment(If applicable) and visit RTO with All Valid Documents.

Insert Aadhaar Number in highlighted section

[Home](#) [Services ▾](#) [Appointment ▾](#) [Other Services ▾](#) [Download Document ▾](#) [Status ▾](#) [User Login](#)
(For bulk tax payment only)

Vehicle Registration No.: 

☒ Aadhaar OTP ☐ Aadhaar Biometric

☒ Aadhaar Number ☐ Virtual Aadhaar ID

Select Device:

Select Device ▾

Aadhaar Number

.....

☒ 1. I hereby state that I have no objection in authenticating myself with Aadhaar based authentication system and consent to providing my Aadhaar number and One Time Pin (OTP) data for Aadhaar based authentication for the purposes of availing of the RC related Services.

2. I understand that the OTP I provide for authentication and eKYC shall be used only for authenticating my identity through the Aadhaar Authentication system for that specific transaction and for no other purposes.

3. I understand that the Transport Department shall ensure security and confidentiality of my personal identity data provided for the purpose of Aadhaar based authentication.

Go through all the declaration points. Post confirmation, click on 'Get OTP'

Select Device

Aadhaar Number



1. I hereby state that I have no objection in authenticating myself with Aadhaar based authentication system and consent to providing my Aadhaar number and One Time Pin (OTP) data for Aadhaar based authentication for the purposes of availing of the RC related Services.
2. I understand that the OTP I provide for authentication and eKYC shall be used only for authenticating my identity through the Aadhaar Authentication system for that specific transaction and for no other purposes.
3. I understand that the Transport Department shall ensure security and confidentiality of my personal identity data provided for the purpose of Aadhaar based authentication.

Get OTP

Please note that OTP for entered Aadhaar will be valid for 10 mins. Generate/Retrieve your VID by sending SMS to 1947. For more info visit uidai.gov.in.

Back

Insert OTP sent on Aadhaar registered mobile number and click on 'Validate OTP' to proceed

Aadhaar Number

.....



1. I hereby state that I have no objection in authenticating myself with Aadhaar based authentication and One Time Pin (OTP) for the purpose of the Aadhaar Card and the Aadhaar Card related services.
2. I understand that the Aadhaar Card is used only for authentication and not for any other purpose.
3. I understand that the Aadhaar Card is confidential and I will not share it with anyone.

Aadhaar OTP

Please enter Mobile OTP.

623822

Please enter OTP sent on your Aadhar registered Mobile Number

Resend mobile otp

Validate OTP

Get OTP

Please note that OTP for entered Aadhaar will be valid for 10 mins. Generate/Retrieve your VID by sending SMS to 1947. For more info visit uidai.gov.in.

Back

Select 'Change of Address'

Vehicle Registration No.: 


Necessary !!! Please click here to get NOC [CLICK HERE](#) NOC is also required if applying for TO/CA outside the state or while changing the registration authority within the state.

APPLICATION ENTRY FORM

☐ Transfer of Ownership ☐ Termination of Hypothecation ☐ Duplicate RC ☒ Change of Address ☐ Addition of Hypothecation ☐ Continuation of Hypothecation

CHANGE OF ADDRESS DETAILS

Existing Address Details

| Current Address | Permanent Address |
|--|-------------------|
|  | |

Address Details

Existing address details are auto fetched in the highlighted section

Vehicle Registration No.: 


Necessary !!! Please click here to get NOC [CLICK HERE](#) NOC is also required if applying for TO/CA outside the state or while changing the registration authority within the state.

APPLICATION ENTRY FORM

☐ Transfer of Ownership ☐ Termination of Hypothecation ☐ Duplicate RC ☒ Change of Address ☐ Addition of Hypothecation ☐ Continuation of Hypothecation

CHANGE OF ADDRESS DETAILS

Existing Address Details

| Current Address | Permanent Address |
|--|-------------------|
|  | |

Address Details

Select date of change of address

Address Details

With Effect From (DD-MMM-YYYY) *

May

2022

| | | | | | | |
|----|----|----|----|----|----|----|
| S | M | T | W | T | F | S |
| 1 | 2 | 3 | 4 | 5 | 6 | 7 |
| 8 | 9 | 10 | 11 | 12 | 13 | 14 |
| 15 | 16 | 17 | 18 | 19 | 20 | 21 |
| 22 | 23 | 24 | 25 | 26 | 27 | 28 |
| 29 | 30 | 31 | | | | |

New Permanent Address Detail

☐ Same as Current Address

House No. & Street Name *

Landmark/Police Station

District *

Village/Town/City *

State *

PIN Code *

***Note : Transfer of ownership (TO) is used in case of SALE, AUCTION, SUCCESSION

Insurance Details

Insurance Type


Insurance Company *

Policy Number *

Aadhaar linked address is auto fetched in this section

13-May-2022

New Current Address Detail



New Permanent Address Detail

☐ Same as Current Address

House No. & Street Name *

Village/Town/City *

Landmark/Police Station

State *

--Select State--

District *

--Select District--

PIN Code *

0

***Note : Transfer of ownership (TO) is used in case of SALE, AUCTION, SUCCESSION

Insurance Details

Insurance Type

Insurance Company *

Policy Number *



Insurance from (DD-MMM-YYYY) *

02-Feb-2018

Insurance upto (DD-MMM-YYYY) *

01-Feb-2023

Insurance Declared Value *

126041

Please insert the permanent address

13-May-2022

New Current Address Detail

New Permanent Address Detail

☒ Same as Current Address

House No. & Street Name *

Village/Town/City *

***Note : Transfer of ownership (TO) is used in case of SALE, AUCTION, SUCCESSION

Insurance Details


| | | |
|--------------------------------|--------------------------------|----------------------------|
| Insurance Type | Insurance Company * | Policy Number * |
| | | |
| Insurance from (DD-MMM-YYYY) * | Insurance upto (DD-MMM-YYYY) * | Insurance Declared Value * |
| 02-Feb-2018 | 01-Feb-2023 | 126041 |

Insurance and fees details appear here. Please click on 'Save As Draft' to proceed

Insurance Details

| | | |
|--------------------------------|--------------------------------|----------------------------|
| Insurance Type | Insurance Company * | Policy Number * |
| <div></div> | | |
| Insurance from (DD-MMM-YYYY) * | Insurance upto (DD-MMM-YYYY) * | Insurance Declared Value * |
| <div>02-Feb-2018</div> | <div>01-Feb-2023</div> | <div>126041</div> |

Fee Panel

| S.No. | Description | Due Date | Fee Amount(In Rs) | Fine Amount(In Rs) | Total Amount In Rupee |
|----------------------|-------------------------|-------------|--|--------------------|-----------------------|
| 1. | Postal Fee | |  | | |
| 2. | Change of Address in RC | 13-May-2022 | | | |
| GRAND TOTAL (in Rs): | | | | | |

User/Service Charges: 0

Total Payable Amount (In Rs)

Application saved in draft. Click on 'OK' to proceed

| | | |
|--------------------------------|--------------------------------|----------------------------|
| Insurance from (DD-MMM-YYYY) * | Insurance upto (DD-MMM-YYYY) * | Insurance Declared Value * |
| 28-Mar-2018 | 27-Mar-2023 | 50312 |

Info.!!

Application for Change of Address in RC saved successfully in Draft with application number MH2 92

OK

| S.No. | Description | Total Amount In Rupee |
|----------------------|-------------------------|-----------------------|
| 1. | Postal Fee | |
| 2. | Change of Address in RC | |
| GRAND TOTAL (in Rs): | | |

User/Service Charges: 0

Total Payable Amount (In Rs)

Save As Draft

Reset

Please confirm the information filled. You can edit the same using 'Edit Details' tab.
You will be directed to payment gateway from this stage.

| | | |
|--------------------------------|--------------------------------|----------------------------|
| Insurance Type | Insurance Company * | Policy Number * |
| THIRD PARTY | ABCDEF | V9349393 |
| Insurance from (DD-MMM-YYYY) * | Insurance upto (DD-MMM-YYYY) * | Insurance Declared Value * |
| 28-Mar-2018 | 27-Mar-2023 | 50312 |

Fees Collection Details

Total Fees in Rupee

Kindly ensure that the information entered here is correct. once moved forward, you won't be able to correct it. In case incorrect application is submitted then only provision is there to withdraw the application and submit new application. In this case all the fee submitted for same will be forfeited.

CHANGE OF ADDRESS DETAILS

New Current Address Detail:
New Permanent Address Detail:

☒ I have read the instructions and checked the information carefully.

Confirm Details

Edit Details

Post successful payment, you'll be redirected to this page. You can print the application form and e-Fee receipt using the highlighted tabs.

Home

1. Kindly upload all the mandatory documents via >> **UPLOAD DOCUMENT** button which is given below.
Kindly ensure that all the documents you uploaded here are correct.
2. Click Final Submit after uploading documents. Application will be processed only after this.

Step-1

Print CMV form_26

Print Receipt

Step-2

Upload Document

Step-3

Final Submit

Please click on 'Upload Document' to proceed ahead

[Home](#)

1. Kindly upload all the mandatory documents via >> **UPLOAD DOCUMENT** button which is given below.
Kindly ensure that all the documents you uploaded here are correct.
2. Click Final Submit after uploading documents. Application will be processed only after this.

Step-1

[Print CMV form_26](#)

[Print Receipt](#)

Step-2

[Upload Document](#)

Step-3

[Final Submit](#)

Please go through the declaration points and click on the check box accordingly.

Home

1. Kindly upload documents
Kindly ensure documents are clear and legible.

2. Click Final Submit

Step-1

Prior to uploading documents, please read the disclaimer which is given below.

Step-2

Upload documents

Step-3

Final Submit

Disclaimer

I declare that I am registered owner/ license owner and details provided is best of my knowledge. I am aware that providing false information or uploading forged document is an offence under respective legal provision.

I hereby state that I have no objection and providing consent in uploading aadhaar card (hide the aadhaar number before uploading).

I understand that the Transport Department shall ensure security and confidentiality of my personal identity data provided for the purpose of Aadhaar card as one of document.

I agree that, if at any point, I am found with 2 registration certificates for this vehicle in my possession then I shall be liable for punishment as per the provisions of Motor vehicle Acts/Rules.





☐ I agree to terms and conditions

Cancel

Click on 'Proceed Further' post uploading the documents

Upload Documents

****Size of single file should be upto 200KB.

| Sr.No. | Document Type | Document Name | Select File | Upload Document | View Document |
|--------|---|---|---------------------------------|-------------------|---|
| 1 | Self Attested ID Proof * | Aadhaar Card/ Voter ID/ Passport/etc ▾ | <div>+ Choose</div> <div></div> | <div>Upload</div> |  |
| 2 | Photo Of vehicle Chassis No * | Photo Of vehicle Chassis No ▾ | <div>+ Choose</div> <div></div> | <div>Upload</div> |  |
| 3 | Self Attested Permanent Address Proof * | Self Attested Permanent Address Proof ▾ | <div>+ Choose</div> <div></div> | <div>Upload</div> |  |
| 4 | Vehicle Photograph * | Vehicle Photograph ▾ | <div>+ Choose</div> <div></div> | <div>Upload</div> |  |

Proceed Further

This message will appear. Application process is completed now.
No need to visit RTO.

Home

1. Kindly upload all the mandatory documents via >> **UPLOAD DOCUMENT** button which is given below.
Kindly ensure that all the documents you uploaded here are correct.
2. Click Final Submit after uploading documents. Application will be processed only after this.

Uploaded Documents Confirm Message

☐ Application is submitted successfully. No need to visit RTO. Application is under process at RTO where you have applied.

Home

Step-1 Pri

Step-2 Up

Step-3 Final Submit



Motor Vehicles Department,
Maharashtra



Thank You

